

# Instructions on Completing the NFHS Learn Concussion In Sports Course

Go to the NFHS Learn Site - [www.nfhslearn.com](http://www.nfhslearn.com)

NFHS Learn Accounts are separate accounts and are unique to each user

- If you currently have an NFHS Learn Account:
  - Enter your email address and password in the “Sign In Here” area.
- If you do not have an NFHS Learn Account:
  - Register for an NFHS Learn Account.



1

Register as a New User

Please click the register button to create a new user account for this site. This address will be used as your primary login and will be used to communicate with you.

**To Register**

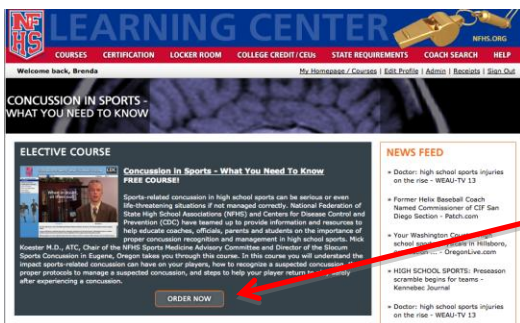
- Complete the Registration Form
- Submit Registration

2

3

You will now be logged in to NFHS Learn

- Click on “Concussion in Sports – What you Need to Know”



You must purchase (It is FREE) the Concussion in Sports course To begin Click “Order Now”

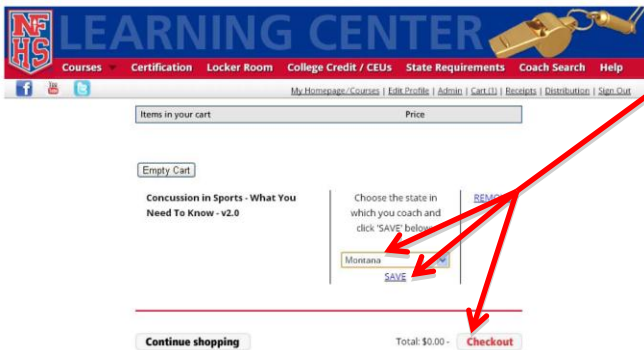
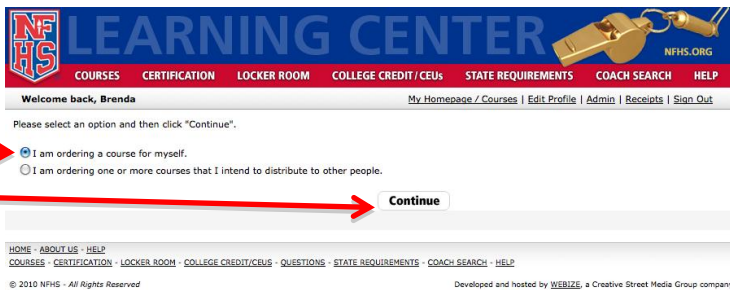
4

# Instructions on Completing the NFHS Learn Concussion In Sports Course

5

You must purchase the Concussion in Sports course (It is FREE!)

- Click "I am ordering a course for myself"
- Then "Continue"

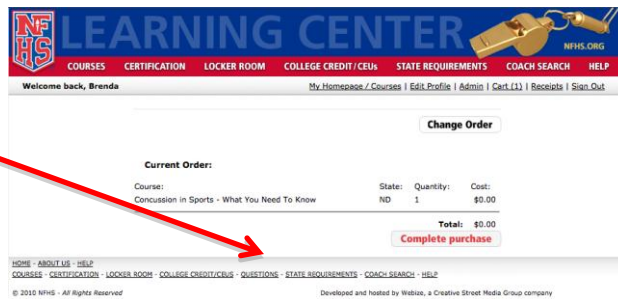


Choose Montana as your state then click on "SAVE" – Then click on Checkout

6

Click "Complete purchase"

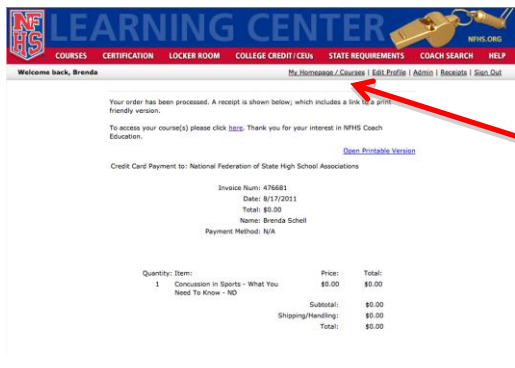
- Note it is still FREE



Now click on "My Homepage/Courses"

8

7



Click "Begin"

The Concussion in Sports course will play. It is approximately 20 minutes long. You will receive a certificate of completion at the end of this course. **Please print the certificate for your records. Coaches should give a copy to their administrators as proof of completion. MOA Officials should retain a copy for reference.**

9

